

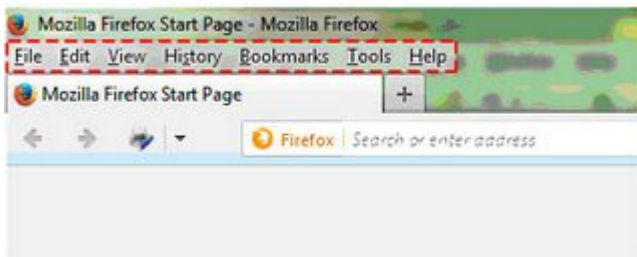
Civil Case Search – TROUBLE VIEWING IMAGES

Currently, some browsers are working to create their own PDF viewer to use inside the browsers. We have started seeing when using these, the user has issues printing and viewing documents. To correct this, you can go into the settings in the browser and go to the applications tab. From there, you will select Adobe Acrobat as the application to open for the PDF viewer.

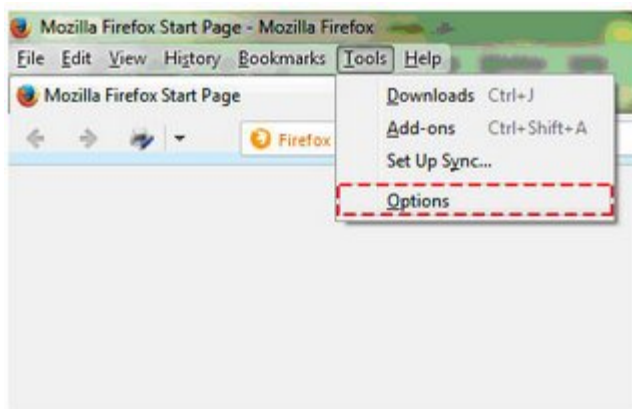
Currently, the settings below will get acrobat reader to preview inside of the firefox browser. You may need to download firefox to be able to view images.

For Firefox:

1. See if you have the menu bar at the top of the screen.

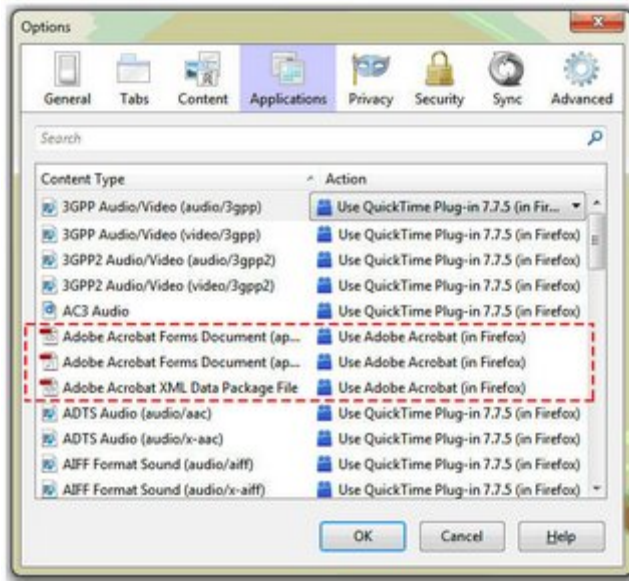


2. Go to Options

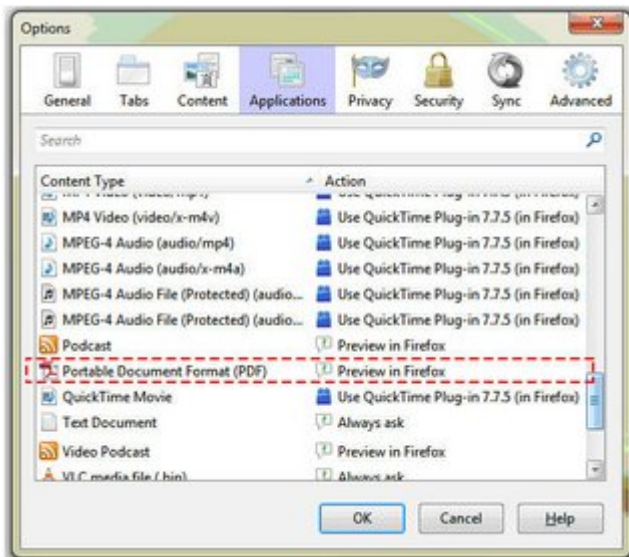


3. Go to Applications.

4. Make sure the first 3 Adobe tems.



5. Go to Portable Document Format (PDF)



6. Change the action from Preview in Firefox to Use Adobe Acrobat (in Firefox)

